Population

Year	Total	Men	Wome	CV/S (%)
2017	4.941.509	2.436.203	2.505.306	10,6
2018	4.963.703	2.446.383	2.517.320	10,6
2019	5.003.769	2.465.342	2.538.427	10,6
2020	5.057.353	2.492.121	2.565.232	10,7
2021*	5.049.415	2.487.325	2.562.090	10,7

* Provisional data.

Basic demographic indicators

	2015	2019
Gross birth rate (‰)	8,81	7,47
Population growth (‰)	-1,49	10,88
Life expentancy at birth	82,23	83,00
Gross death rate (‰)	8,99	8,80
Natural increase (‰)	-0,18	-1,34
Migratory balance (‰)	-1,21	11,51
Averange age of the population	42,40	43,57(1)
Ageing index	114,05	125,22(1)
Dependency rate	53,30	54,75(1)

(1) 2020.

Average age of the population

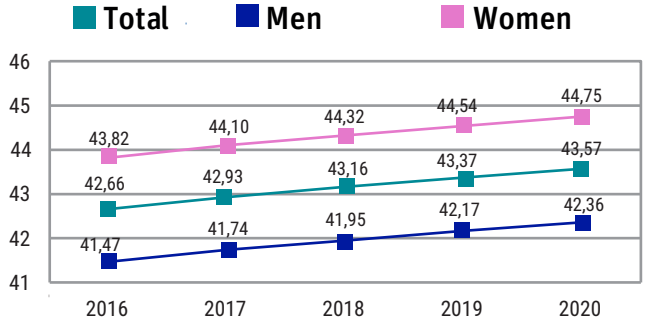

Population by sex and age, 2021*

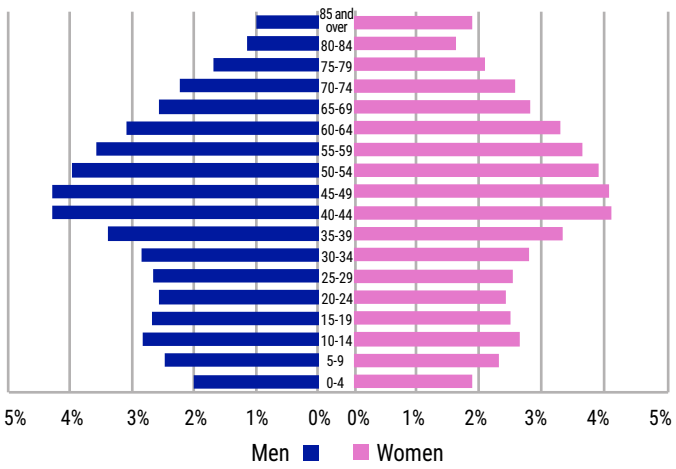

* Provisional data.

Life expectancy at birth

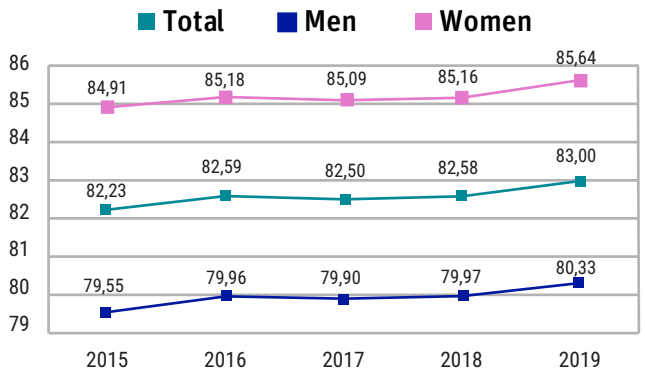

Population by size of municipalities 2020

	Total	%	Spaniards %	Foreigners %
Total	5.057.353	100,0	85,1	14,9
Men	2.492.121	100,0	84,8	15,2
Women	2.565.232	100,0	85,4	14,6
More than 500.000 inhab.	800.215	15,8	86,3	13,7
Men	380.293	15,3	85,6	14,4
Women	419.922	16,4	87,0	13,0
From 100.001 to 500.000 inhab.	746.511	14,8	85,9	14,1
Men	364.090	14,6	85,4	14,6
Women	382.421	14,9	86,3	13,7
From 50.001 to 100.000 inhab.	754.028	14,9	81,4	18,6
Men	372.035	14,9	81,1	18,9
Women	381.993	14,9	81,8	18,2
From 20.001 to 50.000 inhab.	1.395.977	27,6	85,5	14,5
Men	691.627	27,8	85,3	14,7
Women	704.350	27,5	85,8	14,2
From 5.001 to 20.000 inhab.	907.007	17,9	84,7	15,3
Men	454.158	18,2	84,6	15,4
Women	452.849	17,7	84,9	15,1
From 1.001 to 5.000 inhab.	365.554	7,2	87,2	12,8
Men	184.243	7,4	87,2	12,8
Women	181.311	7,1	87,1	12,9
Less than 1.001 inhab.	88.061	1,7	88,5	11,5
Men	45.675	1,8	88,9	11,1
Women	42.386	1,7	88,1	11,9